

Celebrity Century Class Staterooms

Celebrity Mercury®



PS

Penthouse Suite

Stateroom: 1,101 sq ft Veranda: 118 sq ft

- Floor-to-ceiling sliding glass doors
- 32" multifunction, interactive television in living room and 29" television in the bedroom
- VCR in living room
- DVD player, projector and 100" flat screen
- Audio system: pre-amplifier, amplifier, tape deck, CD player and infrared wireless headphones
- Individually controlled lighting system
- Entertainment center remote control
- Security camera with 5.9" LCD monitor



Upgrading to the pleasures of a suite.

Nothing captures the feeling of being a star quite like traveling in a suite. Within these more spacious accommodations you'll revel in a wealth of personal niceties capable of transforming a cruise vacation into a completely indulgent, fully comprehensive experience. Upon arrival in your suite, you're greeted with complimentary champagne, fresh fruit, and flowers, and throughout your voyage you'll enjoy special privileges, like priority check-in and preferred seating in the main dining room and specialty restaurants. In short, a suite enhances the value of cruising like nothing else can.

Spacious Staterooms

From our interior staterooms to our spacious penthouses, all staterooms come standard with a suite of amenities and white glove service. About 90% of staterooms come with an ocean view, and nearly all of those offer private verandas from which to enjoy the ocean breezes. All staterooms come standard with the following: two lower beds convertible to queen (except as noted); direct dial telephone and voicemail; thermostat controlled air-conditioning; individual safe; hair dryer; 100% Egyptian cotton linens; 100% cotton towels; complimentary use of bathrobes; complimentary 24-hour room service; private bar*.

STATEROOM DIAGRAMS ARE NOT DRAWN TO SCALE



RS

Royal Suite

Stateroom: 537 sq ft Veranda: 94 sq ft

- Floor-to-ceiling sliding glass doors
- 29" multifunction, interactive television in living room and 22" television in the bedroom
- VCR in living room
- Audio system: CD player and tape deck
- Individually controlled lighting system



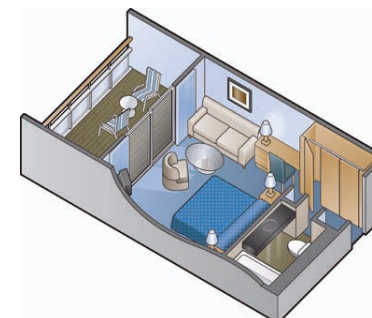
S1

S2

Sky Suite

Stateroom: 246 sq ft Veranda: 179 sq ft
(some verandas 69 sq ft)

- Floor-to-ceiling sliding glass doors
- 20" multifunction, interactive television
- VCR



*Private bar is not complimentary.

†Some staterooms are wheelchair accessible.

Furniture configuration shown may vary in staterooms with third - and fourth-guest capacity. All measurements are approximate.

Celebrity Century Class Staterooms (continued)

Celebrity Mercury®



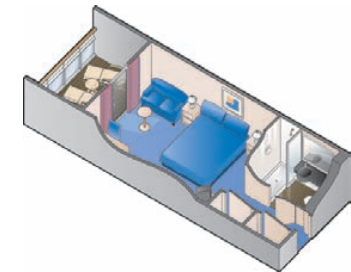
C1 C2

Concierge Class

Concierge Class is a special class of accommodations that exemplifies our dedication to the art of indulgence. These veranda staterooms, set in the most desirable locations of the ship, come with a wealth of soothing comforts and amenities designed to elevate your experience in countless ways.

Stateroom: 172 sq ft Veranda: 42 sq ft

- Special check-in counter
- Complimentary welcome champagne
- Express luggage delivery
- Fresh fruit and flowers
- Nightly delivery of hors d'oeuvres
- Pillow menu to customize your night's sleep
- Floor-to-ceiling sliding glass doors
- Sitting area with sofa
- 23" LCD-HD interactive television
- Vanity
- Hansgrohe® massaging showerhead
- Veranda with lounge seating
- Some staterooms may have a trundle bed



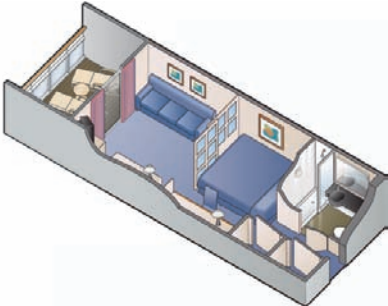
SV

Sunset Veranda Stateroom

Location, location, location. Located aft of ship.

Stateroom: 224 sq ft Veranda: 67 or 87 sq ft**

- Floor-to-ceiling sliding glass doors
- Sitting area
- 23" LCD-HD interactive television



2A

Deluxe Ocean View Stateroom with Veranda

Stateroom: 172 sq ft Veranda: 42 sq ft

Stateroom same layout as Concierge Class

- Standard glass door to veranda
- 20" multifunction, interactive television
- Sitting area with sofa bed



ALL STATEROOMS COME STANDARD WITH THE FOLLOWING: two lower beds convertible to queen (except as noted); direct dial telephone and voicemail; thermostat controlled air-conditioning; individual safe; hair dryer; 100% Egyptian cotton linens; 100% cotton towels; complimentary use of bathrobes; complimentary 24-hour room service; private bar*.

STATEROOM DIAGRAMS ARE NOT DRAWN TO SCALE



03 04 05 06†
07 08

Ocean View Stateroom

Stateroom: 172 sq ft

- Window
- 20" multifunction, interactive television
- Sitting area‡



9A 9B 10 11†
12

Inside Stateroom

Stateroom: 171 sq ft

- 20" multifunction, interactive television
- Sitting area



Wheelchair Accessibility†

Some staterooms are wheelchair accessible. Please see the specific ship deck plans for a detailed listing of all wheelchair accessible staterooms.



Left: Stratosphere Lounge on Celebrity Mercury; Grand Foyer stairway onboard Celebrity Mercury.

*Private bar is not complimentary.
†Some staterooms are wheelchair accessible.
**Verandas for staterooms 1251 and 1244 are 55 square feet. Verandas for staterooms 1253 and 1246 are 80 square feet.
‡Staterooms 8000, 8001, 8002, 8003, and 8005 do not have a sitting area.
Furniture configuration shown may vary in staterooms with third - and fourth-guest capacity.
All measurements are approximate.

Celebrity Mercury® Deck Plans

Celebrity Century Class

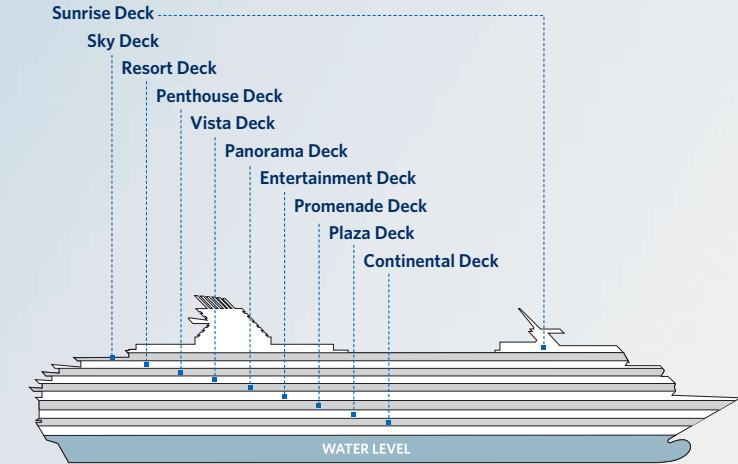


Highlights

- Michael's Club
- Celebrity Theater
- Champagne Bar
- Fortunes Casino
- Disco/Nightclub
- Cinema
- Rendez-Vous Lounge
- Martini Bar
- Cova® Café
- AquaSpa® by Elemis®
- Thalassotherapy Pool
- Fitness Center

Ship Specifications

Occupancy: 1,898
Tonnage: 77,713
Length: 866 feet
Beam: 105.6 feet
Draught: 25.5 feet
Cruising Speed: 21.5 knots
Electric Current: 110/220 AC
Ship's Registry: Malta

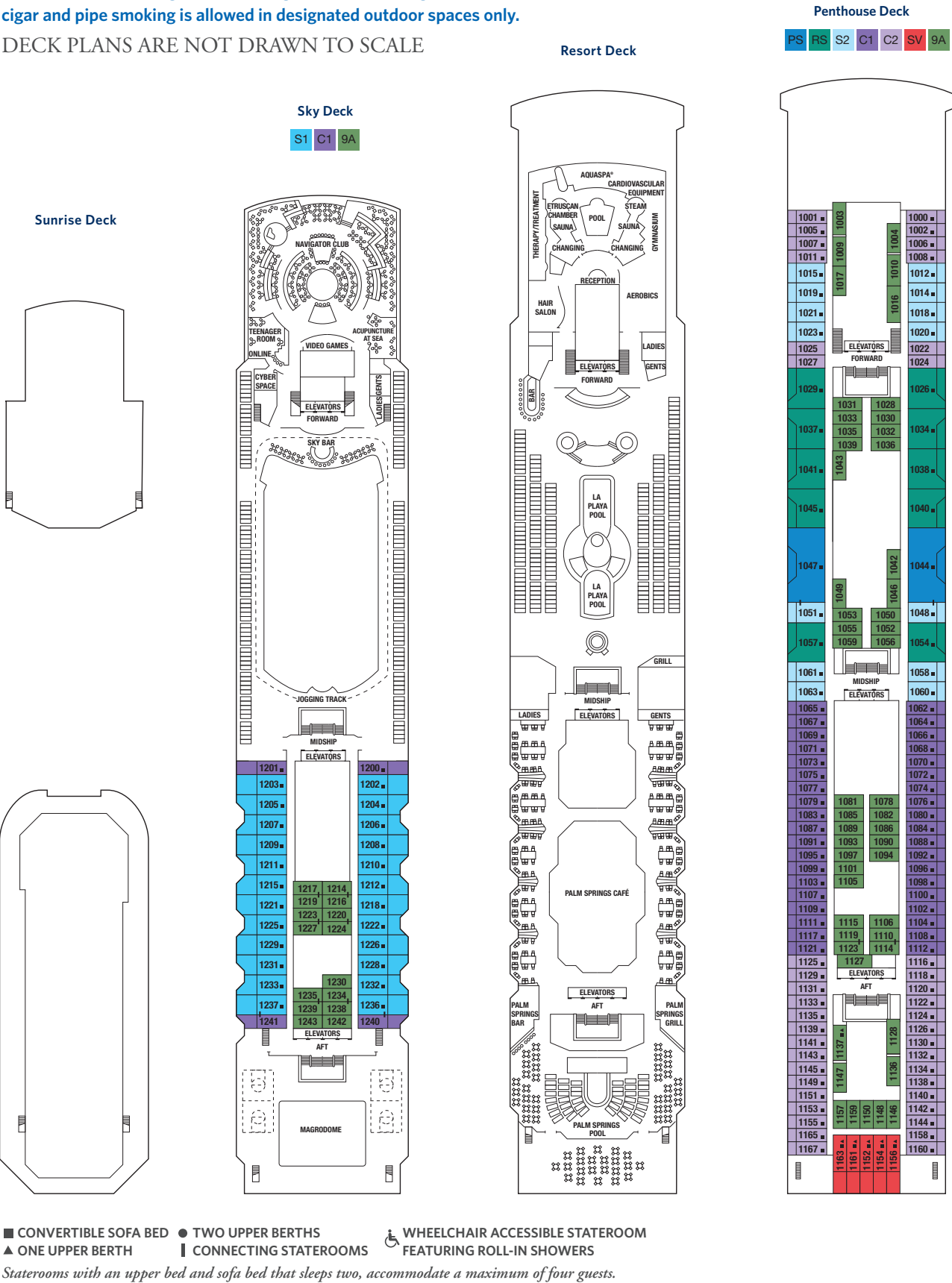


Above: Celebrity Mercury.
Left: A memorable cruise vacation; the Pool Bar.

New Smoking Policy

Celebrity Cruises has adopted a new policy on smoking that will result in a cleaner, fresher, and healthier environment on Celebrity's ships. Smoking is not permitted inside any stateroom or on any stateroom veranda. Cigarette smoking is limited to designated indoor and outdoor venues, while cigar and pipe smoking is allowed in designated outdoor spaces only.

DECK PLANS ARE NOT DRAWN TO SCALE

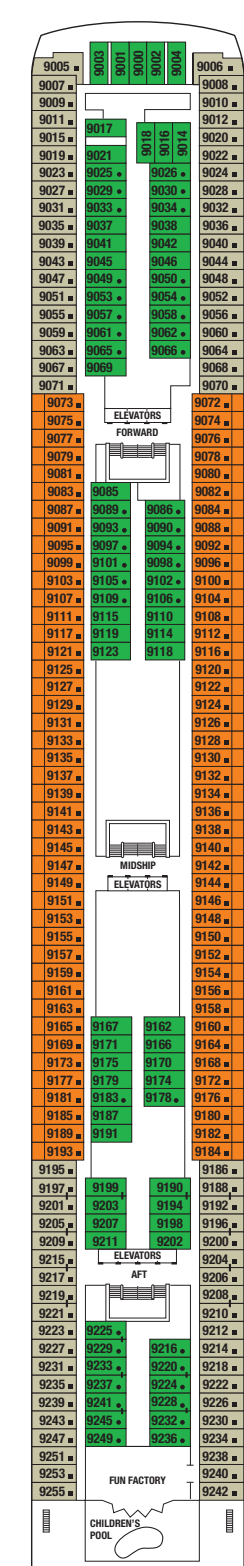


Celebrity Mercury® Deck Plans (continued)

Celebrity Century Class

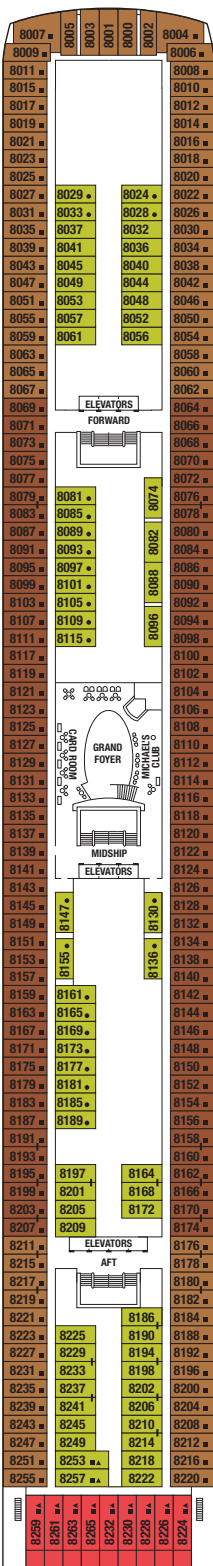
Vista Deck

2A 3 9B

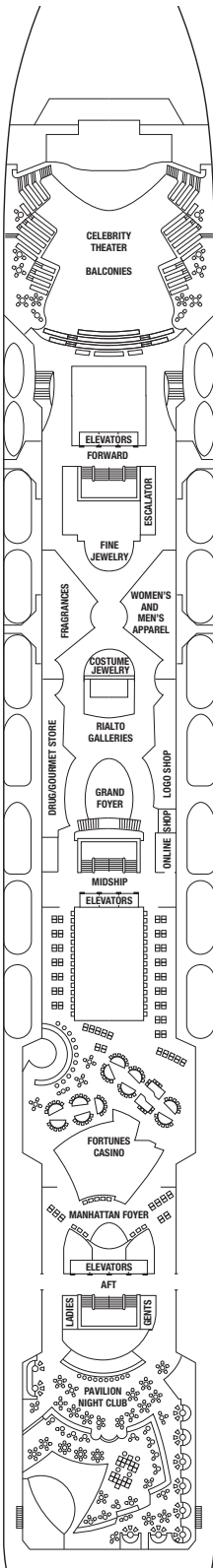


Panorama Deck

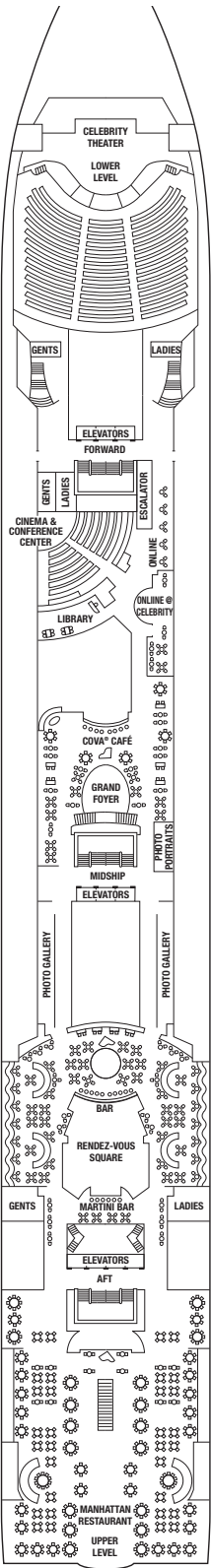
SV 4 5 10



Entertainment Deck

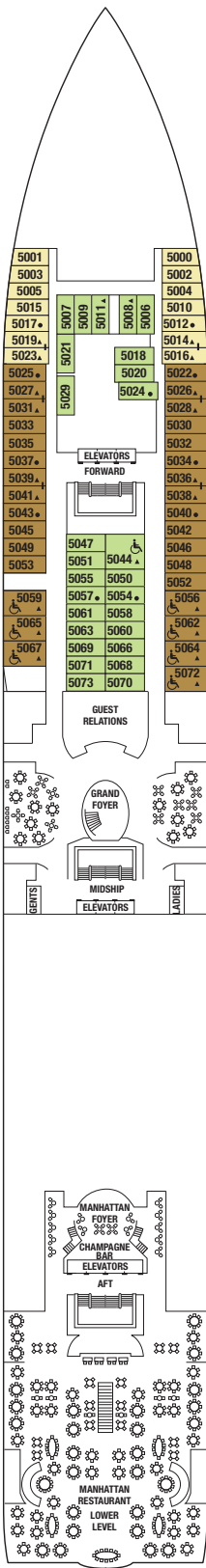


Promenade Deck



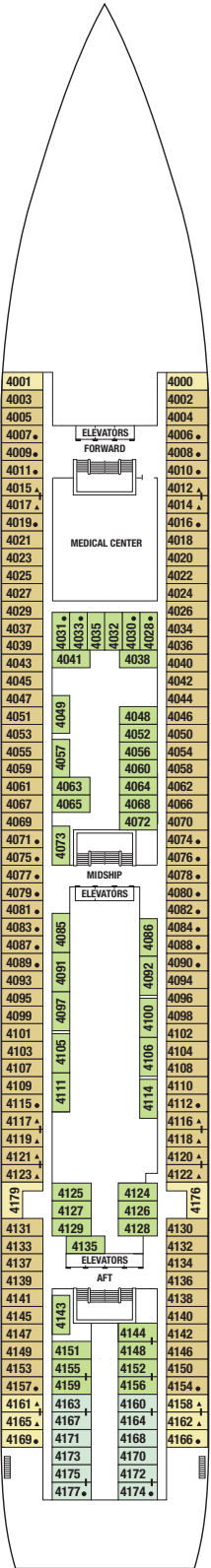
Plaza Deck

6 8 11



Continental Deck

7 8 11 12



■ CONVERTIBLE SOFA BED
▲ ONE UPPER BERTH
● TWO UPPER BERTHS
| CONNECTING STATEROOMS
♿ WHEELCHAIR ACCESSIBLE STATEROOM
FEATURING ROLL-IN SHOWERS

Staterooms with an upper bed and sofa bed that sleeps two, accommodate a maximum of four guests.

DECK PLANS ARE
NOT DRAWN TO SCALE